


LEFT HANDLEBAR SWITCH



Ref. **JP PS KT023**

TECHNICAL FEATURES

- CNC-machined anodized aluminium body
- stronger and lighter than the original part
- IP69K protection
- laser engraving
- wired with RAYCHEM 105° cable and sealed with RAYCHEM S1125 resin

INSTALLATION

This product is plug-and-play, no modification is required on the bike:

1. make sure the ignition is turned off
2. disconnect and remove the original handlebar switch (refer to the manufacturer's workshop manual)
3. install the JETPRIME handlebar switch on the handlebar using the provided bolts, and tighten to 10 Nm
4. connect the wiring to the original connectors

NOTE

Before installing the Jetprime handlebar switch, it is recommended to disable the backlight of the original switches through the motorcycle's settings menu.

This procedure can also be carried out after installing the Jetprime handlebar switch; however, it is preferable to perform it beforehand to prevent error messages from appearing on the dashboard.

FUNCTIONS

1. HIGH BEAMS/PASS (see note)
2. BACK
3. LEFT TURN INDICATOR (see note)
4. RES/+
5. OK/CRUISE CONTROL (see note)
6. RIGHT TURN INDICATOR (see note)
7. HORN
8. RIGHT
9. DOWN
10. UP
11. LEFT
12. -

⚠ NOTE

The following buttons work differently from those on the original handlebar switch:

Button 1

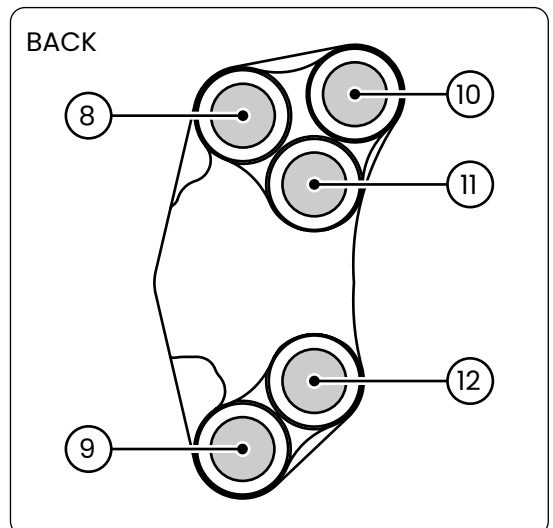
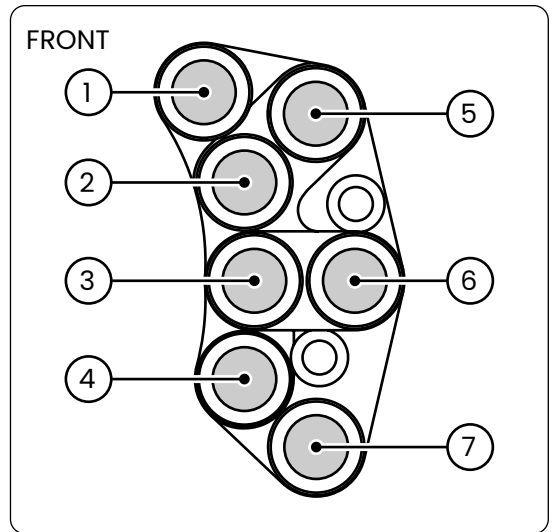
- press shortly to activate pass light (flashing)
- keep pressed for more than 1 second to turn on high beams
- press again shortly to turn them off

Button 3 and 6

- press once to activate the turn indicator
- press again to deactivate it

Button 5

- press shortly to confirm the menu
- keep pressed for more than 2 seconds to activate/deactivate cruise control.





JETPRIME S.R.L.

Via Eugenio Montale, 1
41016 Novi di Modena - Rovereto sulla Secchia (MO)
Phone: +39 059 672223 - Email: info@jetprime.it
www.jetprimeshop.it

All JETPRIME products are designed for racing use only and should be installed by an expert.

The manufacturer, importer, or dealer shall not be liable for any damage caused by improper installation or operation of the JETPRIME product.

The warranty is limited to defects recognized by our technical department and to normal use. The warranty is void in case of accident, modification, improper or racing use.

Do not install the product on a motorcycle for which it was not designed or tested by JETPRIME.

The technical specifications of JETPRIME products and related products are subject to change without notice.