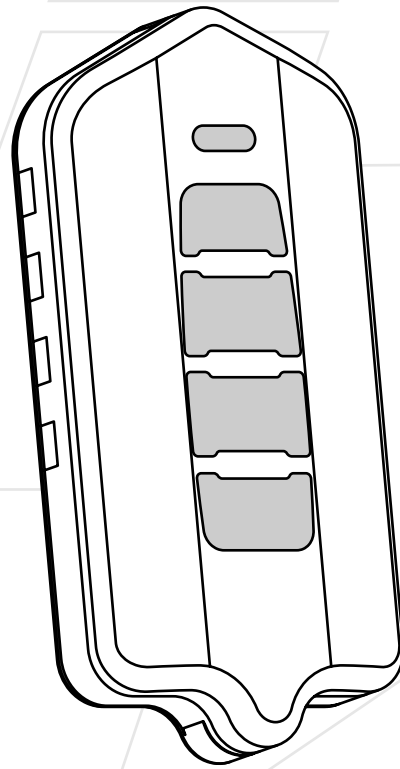




UNIVERSAL GATE OPENER REMOTE CONTROL



Ref. JP APMU 001

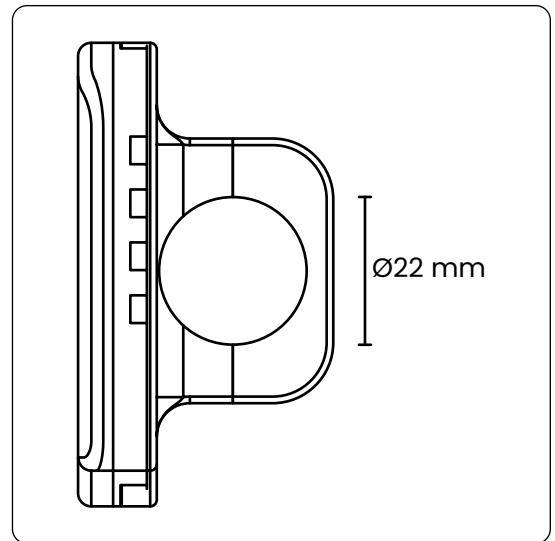
OVERVIEW

The JETPRIME universal gate opener remote control is designed to be versatile, capable of copying **Fixed and Rolling codes** within a frequency range of 280 MHz to 868 MHz, supporting both AM and FM transmission modes.

It is powered by a 3V **CR2032** battery, making it easy to replace and ensuring long-lasting performance.

The JETPRIME remote stands out for its robust construction, featuring a housing made from **anodized aluminum**, manufactured through a CNC milling process from a solid block.

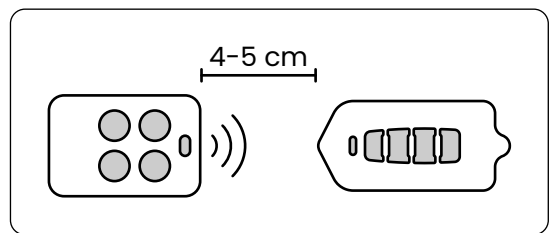
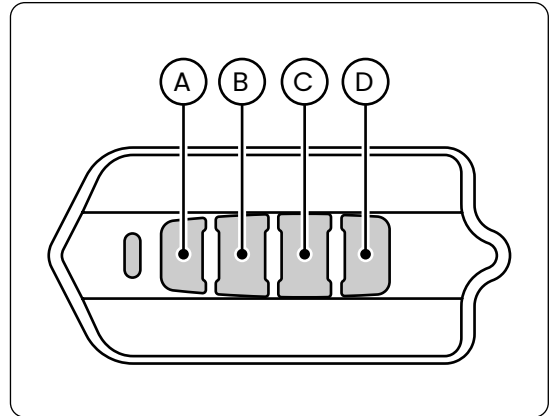
One of the key features is its handlebar mounting design, tailored specifically for motorcycle handlebars with a **diameter of 22 mm**. This solution offers a significant advantage for motorcyclists, providing easy and immediate access to open gates or garage doors without having to fumble through pockets or bags.



DUPLICATION PROCEDURE

Depending on the type of remote to be copied (**Fixed code**, **Rolling Simple** or **Rolling Complex**), different duplication procedures are required:

1. Press and hold buttons **A** and **D** on the JETPRIME remote simultaneously for 5 seconds. The red LED will blink slightly. After 5 seconds, the red LED will stay steadily on.
2. Release both buttons. With the LED on, press the button on the JETPRIME remote where you want to store the code. The LED will start flashing.
3. Position the original remote control about **4-5 cm** away from the JETPRIME remote.
4. Press and hold the button on the original remote control that you want to copy, until the LED on the JETPRIME remote changes its state.



Fixed Code:

5. The LED flashes rapidly, indicating successful learning.
6. Once the LED turns off, the copy is completed successfully.
7. The remote is ready for use.

Rolling Code Simple:

5. The LED flashes rapidly, indicating successful learning.
6. Once the LED turns off, the copy is completed successfully.
7. Check the compatibility table to see what additional programming on the receiver is required.

Rolling Code Complex:

5. The LED remains steadily on, indicating that the remote is waiting to receive the **key code** from the original device.
6. Wait for about 10 seconds until the LED resumes flashing with a slow, double blink.
7. Press the button (or buttons) on the original remote that generate the key code (refer to the original remote's instructions) until the LED on the JETPRIME flashes rapidly, indicating successful learning.
8. Once the LED turns off, the copy is completed successfully.
9. Check the compatibility table to see what additional programming on the receiver is required.

RECEIVER PROGRAMMING

After storing the code on the JETPRIME remote control using the above procedure, check the compatibility table and proceed as follows:

Automatic Programming on the Gate (APG):

1. Stand near the automation system. Press and hold buttons **A** and **C** simultaneously until the LED starts flashing (about 5 seconds). Release the button.
2. Before the LED stops flashing, press and hold the programmed button until the LED starts flashing again (about 10 seconds).
3. Release the programmed button once the LED begins to flash. Wait for the LED to turn off (about 10 seconds) and then test the remote control.

Direct Programming on the Receiver:

Follow the instructions provided by the original receiver.

NOTE

During receiver programming, it may be necessary to also transmit the **key code** of the JETPRIME remote. To do this, press buttons **B** and **C** simultaneously. When the LED flashes, release the buttons and then press the programmed button.

COMPATIBILITY TABLE

Immediate functionality	APG required	Direct programming on the receiver required	
FAAC	ADYX	ACM	NORTON (JCM)
FADINI JUBI	ALLMATIC	AERF (APRITEK)	NOVOFERM (TORMATIC)
GENIUS 868	APRIMATIC	APERIO (JCM)	PECCININ
GIBIDI	BENINCA	APERTO (SOMMER)	PROLIFT (MERLIN)
	BFT	AVIDSEN	PUJOL
	CARDIN	BALLAN (TELCOMA FM)	RIB (LITHIO)
	DASPI	CHAMBERLAIN	ROPER (JCM)
	DITEC	CLEMSA	SABUTOM
	GENIUS 433	DEA SYSTEM	SEAV
	MHOUSE (NICE)	ECOSTAR	SECULUX (JCM)
	MOOVO (NICE)	ERREKA	SILVELOX
	NICE	KEY	SIMINOR
	PRASTEL	KING GATES	SOMMER
	TAU	LABEL	TELCOMA (FM only)
	V2	LIFTMASTER	TOR LIFT
	VDS	LINEAR	TORMATIC
		MOTORLIFT	



JETPRIME S.R.L.

Via Eugenio Montale, 1
41016 Novi di Modena - Rovereto sulla Secchia (MO)
Phone: +39 059 672223 - Email: info@jetprime.it

www.jetprimeshop.it

All JETPRIME products are designed for racing use only and should be installed by an expert.

The manufacturer, importer, or dealer shall not be liable for any damage caused by improper installation or operation of the JETPRIME product.

The warranty is limited to defects recognized by our technical department and to normal use. The warranty is void in case of accident, modification, improper or racing use.

Do not install the product on a motorcycle for which it was not designed or tested by JETPRIME.

The technical specifications of JETPRIME products and related products are subject to change without notice.